

## Visit the Mall!

Click Here!



The articles that appear in this e-newsletter are for general educational information **ONLY**. They do not necessarily reflect the opinions/policies of Papillon Haven Rescue (PapHaven).

Contact Pap Haven

Newsletter Subscription

### Become a virtual foster!

Click here to see how you can make a difference in a rescued Pap's life!

## The Way Home is getting a facelift!

See the new layout debut in the August 2011 issue celebrating our 8th Anniversary!

It could be YOURS!



### PHR is raffling off this lovely sterling silver & Mother-of-Pearl necklace.

This exquisite Butterfly necklace is handcrafted sterling silver with Mother of Pearl, and 9 Peridot gemstones fashioned by Ben Cole, International Design & Gemology expert. It is in a generous size of about 3" x 3" and has a fabulous 20" long titanium mesh cord with sterling silver fastener.

Ticket sales begin on April 15; the winning ticket will be drawn on May 8th (or when the reserve is met). To purchase tickets, email: PHRescue@yahoo.com - \$5 each; 3 for \$12!

**DO NOT USE PAYPAL FOR THIS EVENT -**

**to avoid issues with the Internet Gambling Laws!!!**

Include your name, address, and how many "tickets" (actually numbers) you're purchasing. Payments can be made via check or money order payable to Papillon Haven Rescue and mail to:

PHR Necklace Raffle  
PO Box 20306  
Hot Springs AR 71903



An outreach e-communication from Papillon Haven Rescue

## Thank you bidders!

**O**n April 9, at midnight (EDT), the gavel fell on our latest auction. Thousands of dollars worth of merchandise was bid on and haggled over ... and from the looks of things, **WE DID GOOD!**

Once again, PHR's Friends and Family have helped us make this auction a success. Thank you! Thanks to our donors, who found marvelous items to stock our auction pages. Much appreciation to those who bid! Sorry if someone beat you out for a particular item ... Better luck next time!

I can attest that some of the items I provided for the auction were purchased at prices MUCH higher than the original price. Many of our donated items (from suppliers and stores) had final bids equal to their purchase price! So "we done good!"

**The final tally at the end of bidding totaled over \$4,000!** All of this money will go to the rescues we so desperately try to help! Many bids brought in exceptionally more money than originally expected. "Even with the continuing problems with U.S. economy, it was wonderful to see that everyone generously remembered these wonderful little creatures!" stated Board Pres. Jorolan.

### Always collecting

If you have received gifts that you don't feel you need or want, **ALWAYS** remember they can be donated to the PHR auctions and you'll get a donation letter to claim on your taxes.

### More events are on the way ...

**PHR Matching Challenge** is still collecting donations (*details right*) to come up with our half of the \$11,000 challenge total!

Tickets for the **beautiful mother-of-pearl & sterling necklace** (*shown left*) are still being sold!

PHR is hosting its next **Quilt Auction**. (*See pg. 14 for photos.*) This lovely blanket consists of bright, lovely squares made by Kay Sullivan, and was quilted by Sandy Peters. It will be a wonderful addition to anyone's home. Tickets are \$5 ea or 3



for \$12 and sales will run through June 15th (or until reserve is met).

October 2010 will bring the **next PHR Auction** ... more great items for holiday gifts.

**February 2011** - in conjunction with the AKC event - brings the PHR **Westminster Games!** Each group of 5 breeds equals one ticket. Ticket prices are one for \$10 or 3 for \$25.

Watch future issues of *The Way Home* for further details, ticket prices, and deadlines.

### Matching challenge

**Papillon Haven Rescue has been contacted by an anonymous donor who wishes to do a Matching Challenge with our organization! The bottom line could be \$11,000!**

For every donation made between April 1 and June 30 (or until the matching funds have been exhausted, whichever's first), the anonymous donor will match by 100 percent, up to a total of \$5,500! This would give PHR \$11,000!

### Mail your checks to:

PHR's Matching Challenge  
PO Box 20306  
Hot Springs AR 71903

### VIA credit card at:

<http://www.paphaven.org/donate.shtml>  
(make a note that this is a gift to PHR's Matching Challenge)

# They need our help & prayers

**W**e recently came to you via flyer about our “Hat-in-Hand” program. The recent influx of paps all seem to have some illness or injury. This list **GROWS** daily! In order to continue taking rescues, we must again ask for your help to fill our coffers. Here is a better look at the paps mentioned in our recent flyer and some of the newly acquired. **Thank you for your help!**

**Basil (1 yr.) – undescended testicle neuter and hernia surgery, giardia;**



Say hello to Basil. He is a playful, agile, smart, sweet, cute and cuddly Papillon. He is sable and white. He weighs 8.8 lbs. and 11.5 inches tall.

Basil loves to play. He loves to chase things, so he really enjoys playing ball. He also likes to chew on his nylabone and play with stuffed toys. He plays well with my other dogs. They enjoy wrestling and playing chase. He is very agile and likes to stand on his hind legs like a meerkat. Basil also enjoys cuddling on the couch. He loves having his back scratched. Basil gets along with cats, if the cats are used to dogs. Basil and one of my cats play together very nicely.

Basil is learning basic obedience. Here are some of the things he knows (or is learning): Come, Up, Hush, Leave it, Let's go, Kennel, Sit, Go lay down, Inside, Outside, Go potty, All done, and Wait.



**Bounce (2 yrs.) – hit by a car**

This poor little boy was rescued from a shelter in TX.

The good news is that he is not seriously injured. He was HBC (hit by car), but after vet exam, it seems it was a glancing blow and all that is injured is a chunk out of his tongue, some skinned places on legs and loss of some toenails.

He is about 8#, and is staying in the vet clinic for observation for several days. If nothing further is found, he will be vetted and will be fostered by Carol Hanson – the Mercy Angel who quickly snatched him from the shelter on a moment's notice and got him to a vet clinic.

**Candance (6.5 yrs.) – re-evaluation of old leg break;**



My name is Candance, but my humans pronounce it Candace and I weigh 6.5 pounds. I use three legs most of the time, due to an old break. I run, jump, walk, and spring up onto the sofa with ease. I like to perch on the back of sofa and steal “butterfly” kisses from my special human. My foster mom says I'm a Princess Pap with beaucoup personality. I do have certain requirements of my humans. I love my humans and want them to be home and “hang” with me as much as possible. I am bred to be a lap dog and that's what I do. I need to cuddle and give “butterfly” kisses, and sit and sleep close to my humans. My foster mom said I am disabled, but I don't know what she's talking about. I run, jump, balance on three legs, and guard my surroundings. Pesky squirrels don't stay long in MY backyard. I see to that! I like other dogs, but I have to be the one next to MY human. I like short walks

and love to be carried when I get tired. I love scrambled eggs and cheese and require that we share them a couple times a week.


*Foster mom comments:* Candance is a sweetie with an old broken/dislocated rt. elbow. She's a beautiful soft, fluffy, sable with auburn, black, and white coloration. Sometimes she walks on three or four legs, and will favor the right leg. Candance eats well, is happy, contented. She is fearless, independent, athletic, not afraid of high places, or of digging under the fence. See her in action at <http://www.youtube.com/watch?v=dedb9FiN4kQ>

**Photo unavailable at press time**


**Chalo (18 months) – eye surgery and removal; young male pap that fell over a fence and stuck stick in his**

**eye. Eye had to be removed.**

Chalo wandered up to a good Samaritan's door and had a stick in the one eye. They called PapHaven and he was taken immediately to the vet. Unfortunately, his eye was damaged beyond repair and had to be removed. Chalo gets around just fine and doesn't even know he is missing one eye! Chalo weighs about 5 lbs. & is black & white. He is a real sweetheart and is ready for adoption!



**Chip (6 yrs.) – bladder stone surgery;**



**Darylee (4 yrs.) – heartworm positive (HW+); starvation (emaciated skeleton); hair & skin loss due to flea infestation; boarding in vet clinic; possible ringworm - isolation charges;**

Dumped in a neighborhood – advanced starvation; no hair on most of body; HW+ Sweet and loving.

(continued on pg. 3)



**PLEASE!** Feel free to cross-post our news!



[www.paphaven.org](http://www.paphaven.org)  
Issue 63  
May 2011

As of 4/30/10:  
903 rescues

The Way Home is a monthly e-publication for the members/ supporters of the Papillon Haven Rescue (PapHaven).

## Newsletter deadline

Materials and color photos for the next issue must be received by the 15th of the month prior to publication. Send materials to: [norajl169@yahoo.com](mailto:norajl169@yahoo.com)

**PHR Director:**  
Jan Jorolan (AR)  
Donna Moore (TN)  
James Watson (TX)

**Editor:**  
Nora J. Lenahan (PA)

**Advisory Board:**  
Rita Charvat (MI)  
Linda Fleisch (NY)  
Bob Foulk (OH)  
Angela Hubbard (IN)  
Joshua Ray (GA)  
Pat Schmidt (OH)  
Andy Watson (TX)

## They need our help & prayers

(continued from pg. 3)

### **FiFee (11 yrs.) – broke all toes on one foot.**


FiFee is a Petite 7 lb., White & Red Pap Princess, with Soft Hair and Long Fluffy Tail, just waiting to be whisked off to her forever castle! She is used to being the center of attention and would do best in an only dog situation. She has minor special needs, but who doesn't at her age? She injured her leg and it has healed quite nicely. And don't tell her it's a little stiff! Shhhh! She doesn't notice it! She just keeps on going. Her zest for life is impressive and inspirational. If you are interested in having a sweet, older, very small and spry Papillon, who will spend many devoted years adoring you, then you need this little FiFee as much as she needs you!



### **LucyLou (5 yr.) – bladder stone surgery;**

### **Malcom (Max - 8 yr.) – back surgery well over \$3,000 with complete vet charges;**

Malcom, affectionately known as Max, is a wonderful little 8 pound male Phalene (ears down) who just loves to be around people and his foster family, which consists of 4 other Papillons. He isn't the most active Pap that you'll find, so when it's play time in the house he's usually sitting right beside his foster mom or dad wanting a belly rub. However, if the game is really fun, he has no problems jumping in the middle to tag along with the others. He loves chasing his tennis ball and spends a lot of time chewing on chew toys to help keep his teeth clean. He easily goes into his crate when his foster parents are at work. He never whines and rarely barks – usually only when he's really excited to play, to see you come home, or when you are fixing his meals. Max is fully house trained and never has accidents. He can easily go to a home with no other pets or with a house full small pets, but he really does need and deserve to be loved and given lots of attention. He is very gentle with children, so he could also go to a home with young children with no problems. Max really is the easiest pet to have in your home.



### **Flower (2 yrs.) – giardia**

Hi! My name is Flower and I am a mighty 4.6 pounds. I love to play, give kisses

and snuggle in a lap. My foster mom says I am very good with other dogs and enjoy playing with them. My favorite game is, "Catch me if you can". My nickname is "Wigglesworm". My foster mom says that I would be better off if I went to a family with at least one other dog. It's hard to play alone. Are you that family??

### **Krystal (5 yrs.) – giardia;**

Hi- My name is Krystal and I am a great big 11 pound papillon. I love to be around people and other dogs so a home with at least one other dog would be great! I love to eat and sometimes get annoyed when the other dogs in the house get in my way of "dining". I love being part of a family and I LOVE to play with other dogs. Is your family the one for me??



### **Milly (9 yrs.) – Valley Fever and back injury**

Millee came into rescue together with her best friend, Ashlie. She weighs about 13 lbs and has been Ashlie's best friend for life. They do everything together. They eat, drink, play, sleep, sit... absolutely everything. Ashlie mothers Millee, washes her

face and protects her from the unknown.

Both girls are very loving, and want nothing but to be close to their foster parents. They would be fine in a home with children and other pets, and are very friendly to everyone they meet. They are still working on their housetraining, but are learning very quickly. They are also learning things like "sit" and "stay" and are doing well.

Ashlie and Millee are eager for their new lives to start. They want a home with a lot of love, hugs, and snuggles. One they have traveled long and far to find. They are hoping for a "forever" home together.

### **Oreeo (1 yr.) – HW+;**

Howdy – My name is Oreeo and I am as sweet as the cookie I am named after. I am 9 lbs. of fun and I love to play and run in the yard. I was found roaming loose in a city in east Texas and was rescued by a family. They couldn't keep me so they called PapHaven and here I am! I love to play and I am a very good boy. I have been in my foster home for just a few weeks and get along with everyone. The vet said I am "slightly" heartworm positive but I am getting treated and will soon be just fine. I hope I can find a family to love me who will give me lots of toys, good food, and a comfortable crate in which to sleep. Just fill out that application and I can be your "forever" boy. By the way, one of my most favorite games to play is "Chase the Cat." My foster mom says I shouldn't go to a home with cats. She sure knows how to spoil my fun!



### **PeeWee (3 yrs.) – Cushing's disease;**

My name is PeeWee and my foster mommy says I have personality plus. I am only 7 pounds. I have been diagnosed with Cushings and am on trilostane every other day.

(continued on pg. 4)

**Please help us to help these poor babies!**

Send checks - payable to PapHaven to  
PapHaven Rescue  
PO Box 20306  
Hot Springs AR 71903

OR VIA Credit Card at  
<http://www.paphaven.org/donate.shtml>

## They need our help & prayers

(continued from pg. 4)



**Peppie (3.5 yrs.) – the end of Shunt surgery follow up;**  
liver shunt program of Michigan State University

**Perry (age undetermined) – specialist Dental Clinic;**

Arizona dog.  
Tiny, 3.5 lb boy.



**Princessa (2 yrs.) – grade 4 heart murmur;**

Weights along the lines of 6 lbs., but very, very, very cute and very sweet. Her teeth look healthy, and her hair is still short, so Carla esti-

mates she's around 2 years old. She hasn't messed in the house (yet) and gobbled up all her food like she hadn't eaten in days! She's a little shy, but very snuggly and seems pretty comfortable.

**Stevie (6 yr.) – re-evaluation for back;**

My name is Stevie and I am a 7 pound papillon just looking for my own home. I have learned a lot in my foster home and can now let you know when I need things like when I have to go out, my supper, or a snuggle. I have also learned that people are good and that I shouldn't be afraid of them. I think I would like a quiet home. I love little people but when things get too noisy and confusing I get nervous and want to go and hide in my crate. I like other dogs as long as they are mellow and I also like cats. I hope there is a quiet, patient family out there who would like to adopt a nice fellow like me. I would love you forever.



## A Special Mother's Day message

**H**appy Mother's Day to all of you who have children that are bit hairier than others and walk on four paws!

This is for the mothers who have sat up all night with sick dogs in their arms, wiping up barf laced with edible and inedible things and saying "It's okay baby, Mommy's here."

Who have sat on the floor for hours on end soothing dogs who can't be comforted.

This is for all the mothers who show up at work with unexpected scratches on their wrists, dog hair on their suits, and poop bags in their purse, coat pocket, pants pocket, and all other pockets.

For all the mothers who make their own dog food and treats. And all the mothers who don't.

This is for the mothers who help the new mothers deal with the loss of their litter. And the mothers who help them cope when they are given new homes.

This is for the mothers whose priceless art collections consist of ribbons and photos.

And for all the mothers who froze their buns, sweated gallons, and swatted away bees to watch their precious prance into a ring and achieve 2nd place and then jump around as though they had won Best In Show.

This is for all the mothers who go to the special pet stores to collect the proper treats, food, and toys no matter that it take 3 stops and 50 stoplights.

This is for all the mothers who taught their dogs to sit, come, and stay. And for all the mothers who opted for sit.

This is for all the mothers who teach their dogs agility and obedience and actually understand that it needs to be FUN!

This is for all the mothers who took their dog to the vet assuring them that there would be no needles only to be told they need a blood sample.

For all the mothers whose dog has gone missing and was returned because she had the forethought to have a chip put between its shoulders.

## Book reviews –

### 'We're All Ears!'

**Editor's note:** At this point, we have reviewed ALL of the books in our library. As new books are entered, we will feature them as our "book-of-the-month." But for now, we will begin offering reviews of books that are recommended by our membership.

### The Home Spa Book for Dogs: Nose to tail treatments to soothe the soul and age-proof your canine companion

by Jennifer Cermak

**I**n this fun, informative handbook, you can easily learn how to treat your pet as well as you should. From tips on grooming, massage, and even canine yoga, The Home Spa Book for Dogs instructs you in the many ways of keeping your dog healthy and happy. In learning the simple techniques of complete canine care, your own home will double as a canine-care retreat. Not only will you save money in vet bills and grooming but, more importantly, you will have more one on one time with your dog - who will thank you for that.



What makes a good Mother anyway? Is it patience? Compassion? Ever available treats?

The ability to answer the door, hold back the dog, and deal with a phone call ... all at the same time?

Or is it in her heart?

Is it the ache you feel when you walk out the door to your job every Monday thru Friday knowing that two eyes are boring into your back?

The jolt that takes you from sleep to dread when you hear the sounds of heaving at 2 am?

Years later, the guilt that won't go away when you have no other choice but to put your friend down?

The emotions of motherhood are universal, and so this is for you all. For all of us ...

Hang in there. In the end we can only do the best we can.

Tell them everyday that we love them.

## In the Bakery Window ... Grilled Red, White, & Blue Cheese Doggie-dilla

by Rachael Ray

This pup-ified quesadilla brings together red bell pepper, white tortilla and blue cheese crumbles for a yummy, patriotic-themed treat.



1 Serving – Prep 5 min – Cook 15 min

### Ingredients:

1/4 red bell pepper  
One 6- to 8-inch tortilla  
1/4 cup shredded mozzarella cheese  
2 tablespoons blue cheese crumbles  
Salsa, for serving (people's portions only)  
Sour cream (people's portions only)

### Directions:

Preheat a grill to medium. Grill the bell pepper until tender, about 8 minutes. Remove from the heat, let cool, then thinly slice.

Top one half of the tortilla with the pepper and two cheeses and fold to make a half-moon, pressing down firmly. Place on the grill and cook until the cheese starts to melt, about 2 minutes. Flip and cook on the other side until the tortilla is warmed through and the cheese is melted, 2 to 3 minutes. Let cool, then cut into triangles to serve. For people's portions, serve with the salsa and sour cream on the side.

GoodSearch

## Save a Dog!

(iGive has over 560 stores to shop from. Enter the site as a Pap Haven supporter and PHR gets a percentage in return)

[www.igive.com](http://www.igive.com)

# Eliminating Static in Your Dog's Coat

<http://happytailspa-blog.com/2009/04/20/eliminating-static-in-your-dogs-coat/>

**Editor's note:** product suggestions in this article are the suggestion of the original writer. PHR has no recommendation.

**E**liminating static charge doesn't have to be a pain!

Static charge can build up in your dog's coat just as it can in your own hair. Have you ever been brushing your hair and gotten zapped by a little charge? It hurts, doesn't it? Well, your dog doesn't like it either! My dogs have long hair that requires frequent brushing so I have to do what I can to keep the static out of their coats when I'm brushing them. It's not always easy.

Static can be caused by dry, cool air in your house or rubbing and building up an electrical charge on the carpet or an area rug. Any type of friction can build up some static so even brushing your dog can create static if you do it vigorously enough. But there are some solutions!

### Reduce the friction!

Sometimes increasing the humidity in your home can reduce the static charge in the atmosphere and in your dog's coat. You may wish to get a humidifier for your house to raise the humidity. This can be good for both you and your dog.

### Grooming shouldn't be a shocking experience

Your dog's hair is usually most prone to building up static when he has been recently bathed and dried; there are fewer natural oils in his coat to help keep it under control.

You can try two things. **First**, use a conditioner (specifically designed for pets) after you shampoo your dog. This will add more moisture to the coat. One you could try is *Fur Butter* or *Fur Worse*, a deep conditioning treatment for dry coats. This product adds tons of moisture in the coat and will leave it super soft, too!

**Second**, You can then take the charge out of your dog's coat by using a spray-on conditioner or detangler before brushing your dog. This is effective because it adds in moisture so that brushing your dog is a less "shocking" experience. Try *Calming Aromatherapy Spritzer*, an all-natural detangler and leave-in



Casper Ecklund

conditioner that reduces static in your dog's coat. The great thing about a spray on product is that you can use it anytime, whenever you notice that your dog's coat has static. You don't have to wait until bathtime to "take charge."

You can also spray it directly on your dog's brush before you brush him. This will help reduce the static that the brush could cause when you use it on your dog's coat.

### Dogs are not laundry!

Some people like to rub their dogs with a dryer sheet to reduce static since they reduce static in clothing. However, dryer sheets contain some chemicals which can be dangerous for dogs. They are probably all right used lightly on your dog's coat but you should be very careful not to leave any lying around where your dog could make a snack of one. The same advice goes for when you use dryer sheets with the laundry. Be careful not to leave them where your dog can get to them, either before or after they've been used in the dryer.

You should not use anti-static laundry sprays on your dog's coat. The chemicals in these sprays can be dangerous for your dog, particularly if he licks his coat. If you fear your pet has consumed a dryer sheet, seek a vet's assistance immediately.

### Prevent build up

If you have a certain area of your home set aside for brushing and grooming your dog you may want to consider getting a rubber mat for the floor. Rubber will help prevent an electric charge from building up in the area. This is a great idea for groomers who have to deal with lots of static charge.

### No more static

Raise the humidity in your home and use products designed for dogs instead of laundry and you should see a reduction in the amount of static in your dog's coat. No one likes the ouchies that go along with static... least of all your dog!

# 'Foods' that can kill your pet

From Alcohol to Xylitol, here's what not to feed Fido — even if he begs

It feels good to treat your pet to human food every once in a while. Those puppy-dog eyes are hard to resist as they watch you eat and try to convince you that they're starving! It makes you want to give them a taste of everything you eat. **But beware:** Giving in to those eyes and giving dogs human foods can actually harm them.

In 2007, the ASPCA's *Animal Poison Control Center* received more than 130,000 calls. Most cases of animal poisoning were caused by common human foods and household items.

Many foods we enjoy can be dangerous to animals. It's best to stick to pet food and a diet recommended by your vet. Here are a few of the most toxic foods that can harm your pet:

## Bad news foods

**Alcoholic beverages** — Beer, wine, and "hard" liquor can cause the same damage to an animal's liver and brain as they cause in humans. But the effects can be deadly on animals since they are much smaller than us. The smaller the animal, the more deadly the effects. Even a small amount of alcohol may cause vomiting and damage the liver and brain.

**Avocados** — Contain a toxic component called persin, which can damage heart, lung, and other tissue in many animals. This fruit is very toxic to dogs, cats, and most animals.

**Baking Powder & Baking Soda** — Baking soda and baking powder are both leavening agents. A leavening agent is a common ingredient in baked goods that produces a gas causing batter and dough to rise. Baking soda is simply sodium bicarbonate. Baking powder consists of baking soda and an acid, usually cream of tartar, calcium acid phosphate, sodium aluminum sulfate, or a mixture of the three. Ingestion of large amounts of baking soda or baking powder can lead to electrolyte abnormalities (low potassium, low calcium, and/or high sodium), congestive heart failure, and/or muscle spasms.

**Bones from fish, poultry, or other meat sources** — Can cause obstruction or laceration of the digestive system.

**Cat food** — Generally too high in protein and fats.

**Chocolate** — Contains theobromine, which can kill your pet if eaten in large quanti-

ties. Dark and unsweetened baking chocolates are especially dangerous. Giving your pup a piece of chocolate cake or even letting him lick the chocolate icing on the cake could cause him to become ill. Theobromine can also cause a dog or cat's heart to beat very rapidly or irregularly, which could result in death if the pet is exercising or overly active.

**Candy** — Candy or anything containing Xylitol (a common sweetener found in some diet products) can cause a sudden drop in an animal's blood sugar, loss of coordination, and seizures. If left untreated, the animal could die.

**Caffeine** — Coffee, tea, or any product that contains caffeine stimulates an animal's central nervous and cardiac systems. This can lead to restlessness, heart palpitations, and death, depending on the amount consumed. Anything containing caffeine, theobromine, or theophylline can cause vomiting and diarrhea, and be toxic to the heart and nervous systems.

**Citrus oil extracts** — Can cause vomiting.

**Fat trimmings** — Can cause pancreatitis.

**Fish (raw, canned, or cooked)** — If fed *exclusively* or in high amounts can result in a thiamine (a B vitamin) deficiency leading to loss of appetite, seizures, and in severe cases, death.

**Grapes, raisins, & currants** — Contain an unknown toxin, which can damage the kidneys. There have been no problems associated with grape seed extract. Grapes and raisins can lead to kidney failure in dogs. As little as a single serving of raisins can kill them. And the effects are cumulative, which means that even if a dog eats just one or two grapes or raisins regularly, the toxin that builds in his system will eventually kill him. (*See related story.*)

**Hops** — Unknown compound causes panting, increased heart rate, elevated temperature, seizures, and death.

**Human vitamin supplements containing iron** — Can damage the lining of the digestive system and be toxic to the other organs including the liver and kidneys.

**Marijuana** — Depress the nervous system, cause vomiting, and changes in heart rate.

**Medicine** — Hide medicine from your pets just like you would from your children. The most common cause of pet poisoning is from

animals ingesting a medicine or drug normally prescribed for humans.

**Milk and other dairy products** — Some adult dogs and cats may develop diarrhea if given large amounts of dairy products.

**Moldy or spoiled food, garbage** — Can contain multiple toxins causing vomiting and diarrhea and can also affect other organs.

**Mushrooms** — Contain toxins, which may cause shock, affect multiple systems in the body, and result in death.

**Nuts** — Walnuts and macadamia nuts are especially toxic. Effects can be anything from vomiting to paralysis to death. Within 12 hours of eating the nuts, pets start to develop symptoms like an inability to stand or walk, vomiting, hyperthermia (elevated body temperature), weakness, and an elevated heart rate. These symptoms can be even worse if your dog eats some chocolate with the nuts. The effect can cause kidney failure, often leading to death.

**Onions & garlic (raw, cooked, or powder)** — Onions are another common food that can be highly toxic to pets. Contain sulfoxides and disulfides, which can damage red blood cells and cause anemia. Garlic is less toxic than onions. They can destroy an animal's red blood cells and lead to anemia, breathing difficulties, and weakness. The effects are also cumulative over time.

**Persimmons** — Seeds can cause intestinal obstruction and enteritis.

**Raw eggs** — Contain an enzyme called avidin, which decreases the absorption of biotin (a B vitamin). This can lead to skin and hair coat problems. Raw eggs may also contain Salmonella.

**Rhubarb leaves** — Contain oxalates, which can affect the digestive, nervous, and urinary systems.

**Salt** — If eaten in large quantities it may lead to electrolyte imbalances.

**Seeds from Apples, Apricots, Cherries, Peaches, & Plums** — Ingestion of large amounts of stems, seeds, and leaves of these fruits can also be toxic. They contain a cyanide type compound and signs of toxicity include apprehension, dilated pupils, difficulty breathing, hyperventilation, and shock. Larger pits, from peaches, plums, etc., can cause obstruction of the digestive tract.

**Sugary foods** — Can lead to obesity, dental problems, and possibly diabetes mellitus.

(continued on pg. 7)

## Foods that can kill

**Table scraps (in large amounts)** – Table scraps are not nutritionally balanced. They should never be more than 10 percent of the diet. Fat should be trimmed from meat; bones should not be fed.

**Tobacco** – Contains nicotine, which affects the digestive and nervous systems. Can result in rapid heart beat, collapse, coma, and death.

**Yeast dough** – Can expand and produce gas in the digestive system, causing pain and possible rupture of the stomach or intestines.

(continued from pg. 6)

**Xylitol (artificial sweetener)** – Can cause very low blood sugar (hypoglycemia), which can result in vomiting, weakness and collapse. In high doses can cause liver failure.

And this is not just because furry pals are getting into their pet parent's medicine cabinets. In many cases, pet owners give their pets an over-the-counter medication to ease an animal's pain. But acetaminophen and ibuprofen, the active ingredients in many common pain relievers, are extremely toxic to dogs and cats. They can cause gastric ulcers, liver damage, kidney failure, and sometimes death.

## Good news foods

There are a few things that you CAN give to your furry pal. However, you should always consult a vet before introducing any new food item to your pet.

Although these foods are normally harmless, some animals have sensitive gastrointestinal tracts. So even these healthy treats should be avoided if they cause gastrointestinal upset for your pet. Keep in mind that these and other "extras" should not make up more than 5 to 10 percent of the pet's daily caloric intake.

**Baked potatoes** – Plain baked potatoes are fine, but make sure they are cooked – no unripe potatoes or potato plants.

**Bread** – Plain cooked breads are fine; just make sure there are no nuts or raisins added.

**Fruit** – Apple slices, bananas, orange slices, and watermelon are all OK. Make sure the seeds have been taken out!

**Lean meats** – Any cooked lean meat should be fine for most dogs. High-fat meats, chicken skin and fat from steaks or roasts are not recommended. Ingestion may lead to gastrointestinal upset or even pancreatitis. This can be a very painful condition for dogs. In addition, most pets do not need extra fat in their diets. Never give your pet meat with the bone in it. Animals can choke on the bones, and they can splinter as well.

**Rice & pasta** – Plain, cooked pasta and white rice are OK. Often veterinarians recommend plain rice with some boiled chicken when gastrointestinal upset is present.

**Vegetables** – Carrot sticks, green beans, cucumber slices, and zucchini slices are all OK.

## In case of emergency

Despite all the precautions you take to keep your pet pals safe, accidents do happen. That's why the ASPCA and animal advocates advise pet owners to keep the phone numbers of their local vet and the *ASPCA Animal Poison Control Center* – (888) 426-4435 – in a prominent location.

Common signs of poisoning include muscle tremors or seizures; vomiting and diarrhea; drooling; redness of skin, ears, and eyes; and swelling and bleeding.

If you suspect your pet has inhaled, consumed, or come in contact with a toxic substance, stay calm and call for help. If you see your pet consuming anything you think might be toxic, seek emergency help immediately even if the pet is not exhibiting any symptoms.



## Raisin & grape toxicity

[http://pethealth.petwellbeing.com/wiki/Dog\\_Raisin\\_Toxicity](http://pethealth.petwellbeing.com/wiki/Dog_Raisin_Toxicity)

hours of ingesting this fruit.

If you know your dog has ingested grapes or raisins you should call your vet immediately. The longer you wait, the more likely your dog will suffer irreversible damage and even death. If caught in time your vet should be able to treat raisin toxicity successfully.

## Treatment for Raisin Toxicity

If you see the vet within the first two hours of ingestion, the raisin toxicity is treatable. Most of the time your vet will induce vomiting to remove the offending fruit from their system. This can be done in a variety of ways but most generally with hydrogen peroxide. After causing the dog to vomit, activated charcoal may be used to absorb as much of the remaining toxins as possible. Potassium, calcium, sodium, and phosphorous in the system are closely monitored during the treatment phase. An overnight stay for further monitoring may be necessary. Kidney dialysis may be necessary as well. Your dog's prognosis is guarded at best when they are showing signs of toxicosis.

## Conclusion

The effects of grapes or raisins in other animals are not as well known as they are in canines. The ASPCA poison control center recommends avoiding raisin or grape consumption in any amounts for dogs. There are simply too many unknowns to take the chance. While you may want to include your dogs in your day-to-day activities including snack time, it is simply not worth the risks to their health. Avoid giving your dog most human foods, but especially grapes, raisins and chocolate.

**O**ur dogs become more than just animals; they are generally considered a part of the family. Problems occur, however, when dog owners attribute human like tastes in to their dog's diet. There are many foods that we eat which cause serious problems in a dog's digestive system. Many people are aware of the dangers of chocolate toxicity, but most are not aware that raisins and grapes can pose a threat as well. In fact, raisin toxicity in dogs can result in severe renal failure, which means their kidneys will cease to function.

## Causes of Toxicity from Raisins

The exact cause of this toxicity is still largely unknown. For some time it was believed that a mycotoxin was the root cause of the problem, however further testing of affected dogs showed no traces of these toxins in the dog's system. It has been shown that very small amounts of raisins or grapes can cause acute renal failure. As little as 1.1 oz. of raisins or grapes per kilogram of body weight can have devastating consequences.

## Signs of Raisin Toxicity

The first signs that your dog may be in trouble is vomiting and diarrhea within hours of consuming grapes or raisin. Toxicity causes pain in the abdomen, which leads to vomiting and lethargy. You may notice small bits of raisins or grapes in the stool or vomit. Your dog can go into acute renal failure within 48

Be a “Well-Educated” owner ...

## Damn little pests – TICKS!

**Editor's note:** All of the health care stories printed in *The Way Home* is for informational purposes ONLY!  
**PLEASE be sure to discuss any changes in medical care or diet with your vet first!**

**A**t one time or another most people will experience the aggravation of tick bites. Knowledge of tick biology and habitats, as well as methods of tick control, can help you avoid this problem.

Most ticks are parasites of warm-blooded animals. Their bites are not only annoying and painful but may result in localized skin inflammation, secondary infection, and possible introduction of disease-causing microorganisms.

Ticks are not insects but are closely related to mites, spiders, and scorpions. Adult ticks have eight legs, while adult insects have only six. Also, the tick's body is fused into a single region instead of having the head, thoracic, and abdominal regions typical of insects.

Ticks are grouped into two families: 1) the “hard ticks” (Ixodidae), which have a hard smooth skin and an apparent head; and 2) the “soft ticks” (Argasidae) which have a tough, leathery, pitted skin and no distinguishable head. Both groups contain species that attack humans and animals.

### Life cycle

Ticks have four developmental stages: egg, six-legged larva (seed ticks), one or more eight-legged nymphs, and adult. Hard ticks usually mate on a host animal. The female then drops to the ground and deposits approximately 3,000 to 6,000 eggs, which hatch into larvae or “seed ticks.” Larvae climb nearby vegetation where they collect in large numbers while waiting for small rodents or other vertebrates to pass within reach. After a blood meal on a host, the engorged larvae drop to the ground, molt (shed their skins), and emerge as nymphs. Like larvae, the nymphs await the passage of a host, engorge themselves with blood, drop to the ground, molt, and become adults. Adult ticks seek host animals and after engorgement, mate.

Male hard ticks usually mate with one or more females and then die, although some may live for several months. Female ticks die soon after depositing their eggs in protected habitats on the ground. The life cycle requires spans from 2 months to more than 2 years, depending on species.

This life cycle is characteristic of tick species which commonly infest humans and their pets. However, some species feed as larvae, nymphs, and adults on only one host during the life cycle.

### Your dog

If you have a dog, chances are you are familiar with ticks. You're also familiar with the many commercials that encourage you to purchase products to get rid of ticks or prevent them from feeding on your pet. We place a lot of importance in preventing ticks in our pets because ticks are more than just blood-sucking arachnid parasites; along with mosquitoes, ticks are responsible for transmitting many diseases in dogs. **Some of these include:**

**Ehrlichia** – is the most common disease transmitted by ticks in dogs. Ehrlichia is caused by a *rickettsial* organism and is characterized by anemia, low platelet counts, bleeding, fever, lethargy, neurologic disease, and multiple leg arthritis.

**Rocky Mountain Spotted Fever (RMSF)** – is another *rickettsial* disease transmitted by ticks.

Most commonly diagnosed from April to September, RMSF is characterized by breathing difficulty, bleeding disorders, heart rhythm irregularities, neurologic disease, fever, anemia, and organ failure.

**Lyme Disease** – a well-known and not fully understood disease transmitted by ticks. The organism responsible for disease is *Borrelia burgdorferi* and is usually transmitted by the deer tick. Signs associated with Lyme disease include multiple leg arthritis, weight loss, lack of appetite, lethargy, and fever.

**Relapsing Fever** – is an uncommon disease caused by a bacterial infection of *Borrelia*. Signs of this disease lead to the common name, intermittent and relapsing fevers, lack of appetite, and lethargy.

**Canine Hemobartonella** – this disease is not fully understood and may be transmitted by fleas and ticks. Hemobartonella is a parasite that attaches to the red blood cells. In dogs, most affected animals show no signs of illness. Rarely, anemia may result from excessive breakdown of affected red blood cells.

**Babesia** – this disease is usually associated with racing greyhounds in Florida. It is primarily a tropical disease caused by a *protozoal* parasite that affects red blood cells. Once infected, the red blood cells are destroyed, resulting in anemia, jaundice, fever, bleeding, and low platelet counts.

**Hepatozoonosis** – this disease is caused by a *protozoan* parasite and is uncommon in the US. Affected dogs show signs of fever, weight loss, muscle inflammation and pain, bloody diarrhea, and discharge from the eyes and nose.

**Tularemia** – this bacterial disease is also transmitted by ticks and is most often associated with rabbits. Dogs affected with the bacteria *Francisella tularensis* will show signs of fever, draining abscesses, and may succumb to a bacterial blood infection.

(continued on pg. 9)

Up to  
**26%**  
Of Each Online Purchase Helps Your Cause.


Start iGiving in 3 easy steps:

1. Join iGive.com for FREE
2. Shop online at any of the 800+ stores in the iGive network. You'll see all your favorites, including Amazon.com, Best Buy, Staples, eBay, and Pottery Barn!
3. Your Cause receives a check for up to 26% of each purchase!

It's free, it's easy, and every purchase you make generates a donation to your favorite cause.

<http://www.iGive.com/joinlink>

**iGive.com**  
Change online shopping for good.



©2011 iGive.com. All rights reserved. iGive.com is a registered trademark of iGive.com. All other trademarks are the property of their respective owners.



# Help wanted!

## What do you feed your dog?

If the answer is Natural Balance, then we need your help!



Van Patten's Natural Balance Pet Foods has offered to make a donation to a rescue group if they can save 50 bar code / purchase receipts from their foods (specific flavors don't matter). They do require 50 bar codes before they accept a submission.

If you can help, please send your bar codes and receipts to **Stephanie Sherwin** – she will collect and then mail in the necessary paperwork when we have enough for submission. This is a continuous program – so please save them!


**Please send to:** 4 Woodsong, Roland, AR 72135

## Make donations using paypal

<https://www.paypal.com/cgi-bin/webscr>

**Remember – all donations are tax deductible!**

## Disease Transmission by Ticks



### American Dog Tick

Rocky Mountain Spotted Fever  
Tularemia

### Black Legged Tick

Lyme disease  
Human granulocytic ehrlichiosis

### Brown Dog Tick

Canine ehrlichiosis  
Canine babesiosis

### Lone Star Tick

Tularemia  
Lyme disease

## TICKS!

### Types of ticks

#### American Dog Tick (*Dermacentor variabilis*)

The American dog tick attacks a wide variety of hosts, including humans, but rarely infests homes. Adults are chestnut brown with white spots or streaks on their backs. Unfed adults are about 1/8" long. Engorged females become slate gray and may expand to a length of 1/2". Larvae and nymphs feed mostly on small rodents, while adults feed on dogs, cattle, other animals, and humans. These ticks are widely distributed over the eastern two-thirds of Texas but are most abundant in coastal and other humid areas. They are attracted by the scent of animals, and humans most often encounter them near roads, paths, trails, and recreational areas. Although present the year round, American dog ticks are usually most numerous in the spring.

#### Brown Dog Tick (*Rhipicephalus sanguineus*)

The brown dog tick rarely bites humans, but infestations are frequently found on dogs and in the home. Adults are reddish-brown. Unfed adults are 1/8 to 3/16" long. Engorged females are about 1/2" long. They feed almost exclusively on dogs, where they attach to the ears and between the toes. They are widely distributed in Texas and rarely attack man.

Brown dog ticks become a problem in and around human habitation or dog kennels when ticks fall off infested dogs as engorged larvae, nymphs or adults. Inside the home, the ticks hide behind baseboards, window casings, window curtains, ceiling and picture moldings, bookcases and cabinets, as well as inside upholstered furniture and under the edges of rugs. Outdoors, they hide near building foundations, in crevices between porch floorings and sidings and beneath porches.

(continued from pg. 8)

#### Black-legged Tick a.k.a. Deer Tick (*Ixodes scapularis*)

Like all ticks, the black-legged tick is a bloodsucking ectoparasite. Ticks require a blood meal at each stage of life in order to grow and the female will engorge herself with blood to obtain the nourishment necessary to produce the thousands of eggs she will lay soon. Commonly known as the deer tick, black-legged ticks have a two-year cycle beginning in the spring when the female tick deposits her eggs. Despite the thousands of eggs produced, only a small percentage will survive to maturity. Deer ticks are the primary vector of Lyme Disease in the Eastern US and are common in wooded areas and fields where mammalian hosts such as deer, rodents, and humans live. Ticks imbed their mouthparts, not their entire head, as some commonly believe, into their host. They inject an anti-clotting agent to keep the blood from clotting so they can feed. During feeding, Deer ticks may inject the *spirochete bacterium, Borrelia burgdorferi*, which causes Lyme Disease. Due to the small size of this tick, its presence can go unnoticed for several days if the tick is attached in an inconspicuous area of the body, such as on the back or under the hair on the head. This increases the potential for transmission of disease if the tick itself is infected.

#### Lone Star Tick (*Amblyomma americanum*)

Adult lone star ticks can be various shades of brown or tan. Females have single silvery-white spots on their backs and males have scattered white spots. Unfed adults are about 1/3" long, but after feeding females may be 1/2" long. Larvae and nymphs parasitize small wild animals, birds and rodents, while adults feed on larger animals. All three stages will bite humans. These ticks live in wooded and brushy areas of Texas and are numerous in underbrush along creeks and river bottoms and near animal resting places. Lone star ticks are present throughout the year, but peak adult and nymphal populations may occur from March to May. A second nymphal peak may occur again in July or

(continued on pg. 10)

## TICKS!

(continued from pg. 9)

August, while peak larval activity is reached in mid-June or July.

### Seed Ticks

Seed ticks are smaller than adult ticks. You need to follow a specific method for their removal from your body and treatment of the affected area. The article describes some easy-to-follow methods on both seed ticks treatment as well as removal.

The larval forms of ticks are called seed ticks. They are very small and resemble a seed in shape, hence the name seed ticks. They attach to the human body to feed on their blood. Seed ticks commonly do not carry any infectious agent. But if they are carriers of some pathogenic bacteria, they may inject them into your blood. Many diseases are caused in this manner. RMSF and tularemia are the most common such diseases. Antibiotics are required for their treatment. Therefore, if you find seed ticks attached to your body, do not unnecessarily panic. Most of the time, only seed ticks removal is sufficient for the cure of seed ticks.

### Seed Ticks Removal

The best way to get rid of ticks is to remove the seed ticks as soon as possible from your body. Take a pair of tweezers. Grasp the seed tick with it, and then pluck it out in a vertical motion. You will have to do this for all the seed ticks. Check with a magnifying glass whether all the ticks have been removed or not. There is one more method for seed ticks removal. Take masking tape and cover the area where the seed tick is attached. Make sure that the tick sticks on to the tape. Pull the tape out with force so that the tick comes out with it. In case the seed tick is firmly attached to your skin and doesn't come out with the tape, use a body lice shampoo. This shampoo works to remove the seed ticks very well.

In order to remove seed ticks from your body, you need to take care of certain things. Seed ticks may cause intense itching. Do not apply any topical cream to relieve itching. This will make the task of seed tick removal difficult. Instead, keep the area dry. Also, do not try to remove the

seed ticks with fingernails. The seed ticks are too small and some of the parts may get squeezed into your body while removing in this manner. While removing the seed ticks, make sure that you are not touching them with bare hands. Otherwise, you may get fluids attached to your fingers that might enter your body through wounds or cuts.

### Treatment


Home remedies for seed ticks involve the use of a few things that are commonly available in your surroundings and can relieve you from itching and rashes. After removing the seed ticks, clean the area well. You may apply hydrogen peroxide with the help of a cotton ball on the area of the bite. Do not rub or scratch the affected area. Usually, rashes develop on and around the area bitten by seed ticks. They disappear in a couple of days. Place an ice pack on the bite to reduce the numbness and swelling. As a substitute to an ice pack, you may use tea tree oil for the same effect. In order to relieve itching, you may use some essential oils. Lavender oil is considered to be the best for this purpose. Apply a few drops on the bite and allow it to stay there for about 10 minutes. Wash it off with water. If itching is still there, you may again apply a few more drops of lavender oil. The pulp of aloe vera leaf is also effective in reducing itching and rashes. Spread it on the affected area and keep it on for about 15 minutes. Rinse it well with water. You may do this 3-4 times a day. Another natural cure for seed ticks is peppermint oil. You may use a toothpaste or any other topical cream containing peppermint oil as well.

Seed ticks on humans do not always cause infection as they may or may not carry pathogens. Still, it is important that you keep a check on your health after seed ticks bite. Use the above suggested methods for seed ticks treatment and removal if you happen to find them on your body. If you develop fever or muscle aches within two months of the bite, you should consult a doctor. Take care!

### Ehrlichiosis in Dogs

Ehrlichiosis is a tick-borne disease of dogs characterized by fever, lethargy, lameness and/or bleeding tendencies. It is

(continued on pg. 11)



[www.bringfido.com](http://www.bringfido.com)  
**Dog Friendly Vacations**

**N**eed help deciding where to bring Fido on vacation this year? *Bring Fido's* (BF) dog friendly city guides rank more than 10,000 cities worldwide for their popularity among dog owners and general "dog friendliness." Dig in to see the most popular destinations, or in your own neck of the woods. Once you've narrowed it down to a particular city, we'll give you the best places to stay, play, & eat with Fido when you're there. PapHaven receives \$5 for each reservation made through BF. **Use Referrer ID: paphaven.**

Speak to a pet-friendly travel expert  
at 877-411-FIDO

## Pawfriendly Landscapes (PFL) Tip

<http://www.facebook.com/home.php?#!/photo.php?pid=4320417&id=223141086885>

Reprinted with permission from [www.pawfriendlylandscapes.com](http://www.pawfriendlylandscapes.com)



This is the time of year to activate your automatic sprinkler system. If you do not have one but are experiencing a dry winter, then we recommend winter watering using your garden hose.

Be sure to check your system early, so if it requires maintenance you can have it completed before the drier summer weather is upon us.

**Have fun & get dirty!!!**

### Introducing PapHaven Rescue – [www.paphaven.org](http://www.paphaven.org)

This group came about through the love of a small deaf puppy that required transport halfway across the country to her new home. It took the effort and dedication of people from Texas to Washington D.C. and on to Ohio. It took the cooperation of three other rescue groups. In the end, it took the hearts of every one. It is this good will and renewed faith in the goodness of people everywhere that led us in forming Papillon Haven Rescue (Pap Haven). We are a 501(c)3 non-profit organization, all volunteer National group specializing in Paps and Papillon mixes, their rescue, and rehabilitation.

Since then, PapHaven Rescue has grown dramatically and continues to grow and evolve to try to meet the changing needs of rescue and the ongoing saga of Papillons in need... where ever they are.

We would like to invite you to join in our rescue efforts. With hands reaching out across the country, we can form a circle of love and caring that refuses to let even one Papillon in need fall though the cracks. We are not in competition with any other rescue groups. In fact, it is our goal to work hand in hand with every rescue group and shelter that will join us in this effort. We will not ask for perfect lineage, origins, or looks. We will coordinate with other groups for transporting each other's breed. We welcome volunteers, sponsors, interested folk, contributors, and especially kind words.

Our eNewsletter, *The Way Home*, will try to bring informative articles, feature stories, announcements, upcoming events, and urgent alerts about situations where the need for rescue is great.

## TICKS!

(continued from pg. 10)



caused by one of several rickettsial organisms that belong to the genus, Ehrlichia. *Ehrlichia canis* (*E. canis*) is the primary causative agent in dogs.

*Rickettsia* are small microscopic organisms that are different from both bacteria and viruses. They enter various cells of the body and behave as tiny parasites, eventually killing the cell. Ehrlichiosis occurs worldwide, and it achieved prominence during the Vietnam War, when a large proportion of military dogs contracted the disease.

The disease is spread predominantly by the brown dog tick in the US. Ticks are seen on the affected dog less than half the time, however. Infrequently, ehrlichiosis can be caused by the transfusion of infected blood. It occurs much more commonly in the dog than in the cat.

Although it is seen most commonly in middle-aged animals, it can be seen in any age dog. Purebred dogs, especially German shepherd dogs (GSD), appear to be more susceptible than crossbred dogs.

The impact on the affected individual can vary from very mild clinical signs to severe, life threatening disease. Several different stages of the disease are possible. Subclinical, asymptomatic infection may occur and may persist for months or years. Acute clinical signs may develop in some dogs and resolve spontaneously or with treatment. Acute infections may also develop into chronic infections that produce more severe clinical signs.

### What to watch for

- Lethargy, depression
- Anorexia (decreased appetite), weight loss
- Fever
- Swollen and inflamed joints
- Breathing difficulty

- Spontaneous bleeding from any part of the body (urine, stool, nose)
- Bruising or small hemorrhages in the skin, gums, lips or around the eyes
- Neurologic signs (poor balance, difficulty walking, tremors, seizures)
- Squinting and inflammation of the eye, decreased vision
- Swollen glands (enlarged lymph nodes)

### Diagnosis

- A complete blood count (CBC), biochemical profile, platelet count, and urinalysis are indicated for all suspect cases. Depending on the stage of the disease, abnormal findings may include anemia, low platelet count (Platelets are small particles in the blood responsible for initiating a blood clot), and low counts for some or all of the white blood cells. Elevations in kidney and/or liver values, elevated or decreased protein levels in the blood, and protein in the urine may also be found.
- Although rarely seen, the presence of organisms within the white blood cells is diagnostic for ehrlichiosis.
- Screening chest and abdominal radiographs (X-rays) may be performed. Although within normal limits in many cases, they may reveal an enlarged liver or spleen. They also help to rule out other diseases that produce similar clinical signs.
- A full blood clotting panel may be performed. Other clotting tests beside the platelet count may be abnormal.
- A bone marrow aspirate may be recommended. Examination of the bone marrow helps to determine why certain blood cells are decreased in the blood count and provides information on whether the bone marrow is healthy enough to recover.
- Serologic tests detect various antibodies produced by the body against Ehrlichia. Antibodies are often detected within seven days of exposure and infection with the organism, and may persist for months. It is sometimes difficult to determine

(continued on pg. 12)

## TICKS!

(continued from pg. 11)

whether the antibody titers present in the dog are due to chronic exposure to the disease because the dog lives in areas where infected ticks are prevalent, or whether the titers indicate there is active infection present in the dog.

- Ehrlichia polymerase chain reaction (PCR) is a test that is capable of detecting the presence of extremely small amounts of the parasite.

### Treatment

Depending on the severity of clinical signs, treatment options may include outpatient care or may necessitate hospitalization. Antibiotic therapy is the mainstay of treatment for ehrlichiosis. In severely ill patients, blood transfusions, intravenous fluid therapy, and other forms of intensive support may be indicated.

The most common antibiotics used to treat ehrlichiosis belong to the tetracycline family of drugs. They include doxycycline, tetracycline, oxytetracycline, and minocycline. These antibiotics have the greatest efficacy against Ehrlichia, and the fewest side effects.

### Home care & prevention

At home, be sure to administer all medication exactly as prescribed and return for follow-up testing as directed by your veterinarian. Most antibiotics are given for at least two to three weeks for this disease. Prognosis with acute disease is excellent if caught early. Dogs in the acute phase of the disease often show improvement within 72 hours of starting the antibiotics. The prognosis with chronic cases varies, and dogs with chronic disease may require prolonged treatment.

Be aware that although uncommon, ehrlichiosis has been reported in people. It is felt that human transmission probably occurs through the bite of a tick, and is not caught from an infected dog.

Prevention is possible by decreasing exposure of the dog to ticks. Tick infestation can be prevented by spot-on medications that are applied to the skin, with sprays, collars, and dips. Avoid tick-infested areas, and remove ticks as soon as possible, as they must be attached for a mini-

mum of 24 to 48 hours in order to transmit the disease.

### Rocky Mountain Spotted Fever (RMSF)

RMSF is an infectious, tick-borne disease caused by the organism *Rickettsia rickettsii*. Ticks infected with *Rickettsia rickettsii* transmit the disease when they feed on a host (dog, human, other large mammal). A tick must be attached to the host for 5 to 20 hours before it can transmit the disease.

RMSF occurs most often in the spring and summer when ticks are most active. Dogs at increased risk include those younger than four years of age and large breed dogs primarily because these dogs are more likely to be outdoors. Purebred dogs are more likely to develop the symptoms of RMSF after infection than non-purebred dogs and GSDs may be at higher risk than other breeds.

With an active RMSF infection, any organ in the body may be affected.

### What to watch for

- Fever, usually over 104 degrees Fahrenheit
- Depression
- Decreased appetite
- Lymphadenopathy, or generalized enlargement of lymph nodes
- Petechiae, or pinpoint hemorrhages under the skin
- Uveitis, which is inflammation of the interior of the eye
- Swollen or painful joints

### Diagnosis

Veterinary care should include diagnostic tests to determine the underlying cause and help guide subsequent treatment recommendations. These tests may include:

- Complete blood count
- Biochemistry profile
- Urinalysis
- Coagulation tests
- Indirect fluorescent antibody (IFA) testing
- Coomb's test
- Antinuclear antibody test (ANA)

### Treatment

- Depending on the severity of infection and clinical symptoms, affected pets may require hospitalization for several days.
- Tetracycline antibiotics (oxytetracycline, doxycycline) or chloramphenicol are the antibiotics of choice to treat rickettsial diseases.
- Intravenous fluids are administered to pets that are actively vomiting, dehydrated from vomiting or have evidence of kidney insufficiency due to RMSF.
- Colloids are administered to prevent edema in pets with low blood protein levels.
- Administration of plasma may be necessary in pets with bleeding abnormalities or with exceptionally low blood protein levels.
- Nutritional support may be necessary in pets that have not eaten for several days or have protracted vomiting.

### Home care & prevention

Administer antibiotics as directed by your veterinarian. Antibiotic therapy is usually continued for a 2 to 3 week period. It is important to finish all medications as directed because infection may reoccur if therapy is discontinued too soon.

If you are having difficulty administering the medication, or the antibiotic causes nausea or vomiting in your pet, contact your veterinarian as soon as possible.

There is no vaccine available for protection against RMSF. Pets that have been infected are immune to re-infection for 9 to 12 months. You should inspect your pet for ticks regularly when the pet comes in from outdoors, particularly in the spring and summer when ticks are most active. Remove ticks from pets as soon as they are detected. Ticks infected with *Rickettsia rickettsii* must be attached for 5 to 20 hours before they can transmit the organism to your pet. If the tick is removed before this time, transmission cannot occur.

Take care to prevent your own exposure when removing ticks from your pet. Wear gloves or use tweezers to prevent fluid from crushed ticks from contacting abraded areas on your skin. If your yard is

(continued on pg. 13)

## TICKS!

(continued from pg. 12)

heavily infested with ticks, consider an environmental spray to control tick numbers.

Use oral or topically applied tick preventative medication to deter and kill ticks before they can harm your pet.

### Lyme Disease

Lyme disease is a clinical disorder caused by a microscopic organism, the spirochete, *Borrelia burgdorferi*, and is spread by ticks. The bacteria normally feed on small mammals, especially mice. Ticks then feed on the mammals and carry the bacteria to their victims. The deer tick is the most common tick involved in spreading the disease, although other ticks can pass it along, too. Ticks capable of spreading Lyme disease are most commonly found in the eastern US, the upper Midwest and the Pacific Northwest. Lyme disease can affect different organs and body systems. Lyme disease is so named because of the initial discovery in human beings that occurred in 1975 in Lyme, Connecticut.

Lyme disease is most common in dogs but has been reported in other species. There appears to be no breed or sex predisposition. Outside, hunting, and working dogs are more likely to be exposed to ticks than dogs kept indoors.

Puppies appear to have a higher risk, and it is thought that less than five percent of dogs exposed to Lyme disease in an endemic (prone) area may develop clinical signs.

Human data from the Centers of Disease Control (CDC) suggests that 85 percent of cases are from Eastern coastal states, 10 percent from the Midwest, 4 percent from the western states and 4 percent from the remaining states. The same figures may be true for dogs.

For more information about the relative risk of Lyme disease in the US, see the risk map at: [www.cdc.gov/ncidod/dvbid/lyme/riskmap.htm](http://www.cdc.gov/ncidod/dvbid/lyme/riskmap.htm).

### What to watch for

The most consistent clinical sign in dogs includes lameness with swollen joints that are warm to the touch. Other

symptoms may include heart, nervous system and kidney disease. Many dogs show no symptoms at all. Other signs include:

- Recurrent lameness in a joint with complete recovery
- Reluctance to move (pain)
- Swelling in one or more joints
- Anorexia
- Fever
- Lethargy
- Depression

### Diagnosis

Lyme disease is usually diagnosed by the presence of clinical symptoms and by blood tests.

Diagnostic tests are also needed to exclude other diseases. After obtaining a history and performing a physical examination, your veterinarian may recommend the following diagnostic tests:

- Blood tests for titers to Lyme disease (IFA or ELISA) may help to determine disease. This test detects presence of antibodies against the bacteria. However, the test indicates exposure to the disease and does not always indicate infection.
- Western blot test
- Joint fluid analysis may be needed to exclude other causes of joint inflammation

### Treatment

In the early stages of the disease, treatment with antibiotics is usually successful. Treatment will probably include:

- Antibiotic therapy – usually provides complete clinical recovery in 24 to 48 hours although antibiotics should be continued for 14 to 21 days (varying from 2 to 4 weeks). Recommended antibiotics may include tetracycline, doxycycline, minocycline, cephalexin, amoxicillin, or ampicillin.
- Treatment of Lyme disease must be individualized based on the severity of the condition. Dogs with clinical signs and a positive high titer should be treated with antibiotics. Treating serology-positive asymptomatic dogs is not recommended.

### Tick removal

Because tick movements and bites are seldom felt, careful and frequent examination for ticks on the body and clothing is imperative. Early removal is important since many disease organisms are not transferred until the tick has fed 2 to 8 hours. Always remove the tick with its mouthparts intact. Hasty removal of an attached tick can break off the mouthparts. Mouthparts left in the skin may cause secondary infection. To relax tick mouthparts for easy removal, touch the tick with a hot needle or a few drops of camphor, alcohol, turpentine, kerosene or chloroform. The best method is to grasp the tick firmly with tweezers and remove it with a slow, steady pull. Avoid touching the tick with your bare hands. If an infected tick is crushed between the fingernails the organism responsible for Rocky Mountain spotted fever may enter through a cut or abrasion.


Should you find a tick attached to the skin, the following procedures should be used for removal:

Use blunt tweezers or disposable gloves to handle the tick. Infectious agents may be picked up through mucous membranes or breaks in the skin by handling infected ticks. This is especially important for people who “detick” pets or other domestic animals, as ticks infesting dogs and other domestic animals can carry Lyme disease or several other diseases capable of infecting humans.

Grasp the tick as close to the skin surface as possible. This reduces the possibility of the head detaching from the body upon removal.

Pull the tick out straight out with a steady, even pressure. Do not twist or jerk the tick as this may cause the mouthparts to break off and remain in the skin, increasing the chances of infection. Continue the steady pressure even if the tick does not release immediately it may take a minute or so of pulling to cause the tick to release.

After removing the tick, thoroughly disinfect the bite site and wash your hands with soap and water. Home reme-



The newly developed Tick Key - <http://www.tickkey.com>

(continued on pg. 15)

# Why dogs eat grass

4-12-10 - Alburdis Animal Hospital Newsletter - <http://alburdisanimalhospital.com/index.php>

Finally – Spring is fast approaching! The first few mowings are the fun ones, because all that new grass smells so good when it's cut. Know what? Your dog thinks it's pretty cool, too. You'll see him eating it at this time of year. There are two primary reasons why dogs eat grass. The first is to purge the system, and the second is simply because they want to! (More on that in a minute!)

## Dogs eat grass to purge their system

Most of you are well aware that dogs will, on occasion, eat large amounts of grass in an attempt to make themselves throw up. In fact, if your dog consumes a large amount of grass, it could be because she has:

- Gastrointestinal upset
- Nausea
- Gas or bloating
- Eaten something she shouldn't have
- A virus or bacteria

When they exhibit this behavior, it tends to be almost frantic. They'll whimper and cry to be let out, then run outside and start eating any grass they can find; they're not selective.

After they consume a large amount of grass, they'll often times lick their lips because they're nauseous, and of course, they vomit.

It's completely normal for your dog to vomit occasionally (like people do when they are ill), meaning one or two times a year. Most often it's nothing to worry about and, surprising as this may sound, your dog knows what's best in terms of intentionally voiding his system of something that could be toxic, or making him unwell.

## If your dog eats grass often

As was mentioned earlier, many dogs will eat grass to make themselves vomit, but if your dog is doing this on a frequent basis it's a sign that his system may be off kilter.

In this case, you absolutely need to reevaluate the diet, as frequent gastrointestinal upset is a sign that something is wrong with the food that you're feeding.

It may be a great quality food, one your

dog has been eating for years with no trouble. But if your dog begins vomiting up grass and food several times a week or even weekly, this is not normal.

Try switching brands of food, switching flavors and switching protein sources. Most importantly, if your dog has been eating the same diet for most of his life, you will need to make the transition gradually.

The other items that you should consider adding to your dog's food are probiotics and digestive enzymes. Probiotics help reseed and fortify the beneficial bacteria in your dog's gut, while the digestive enzymes provide amylase, lipase, and protease, which can help your pet process foods (starches, fats, and proteins, respectively) much more successfully.

So, that's one scenario – the obsessive consumption of a large amount of grass in order to produce an episode of purging or vomiting. The next reason is entirely different.

## Dogs may feed on grass simply because they want to

Contrast the first scenario – your dog rushing out and eating any and all grass in sight – with this second scenario: you let your dog out the back door. It looks like he's having a great time running around when all of a sudden you see him on a mission. He is sniffing and specifically seeking out tall, broad grasses – the tall grasses that typically grow along a fence line or up from sidewalk cracks.

Your dog is very selectively picking out certain grasses. He identifies them and uses his front teeth to nibble and eat them. He's not frantic, he is doing it almost with intention and you see him select a few grasses and go about his way.

That's an entirely different scenario and that's scenario number two, which means your dog is eating grass because he wants to.

(continued on pg. 15)



## Lovely handmade butterfly quilt?

Tickets are selling fast on the next **Quilt Auction**. This lovely blanket consists of bright, lovely squares made by Kay Sullivan, and was quilted by Sandy Peters. It will be a wonderful addition to anyone's home. Tickets are \$5 ea or 3 for \$12 and sales will run through May 8th (or until the reserve price is met).

Tickets can be purchased by mailing your check to **PHR, PO Box 20306, Hot Springs AR 71903** (note **Quilt raffle on the memo line of your check ... DO NOT USE PAYPAL FOR THIS EVENT - to avoid issues with the Internet Gambling Laws!!!**).



## Another success story ...



Here are a few cute pictures we took yesterday in St. Augustine of Mika, Carson, Lacey, and my parent's Pap Lily and Pom Leia. The one above is all of them posing very nicely and below is one of the "Puppe-razzi" taking pictures behind us! It amazed me how these dogs can draw a crowd! LOL!

Chris, Lacey, Carson, & Mika  
Winchester, CT




BELOW: Lacey, Lily, Leia, Mika, and Carson



## Have a new foster?

Order your foster goodies here!!!



PHR Lending Library:

<http://butterflyboulevard.pbwiki.com/>



## Why dogs eat grass

(continued from pg. 14)

### Eating grass is a normal behavior

Dogs know what they need to consume. And in fact, biologists have told us that all canids – dogs and wild dogs (wolves, coyotes, dingoes, etc.) – consume grass and it's a completely normal behavior.

So it's important to understand you don't have to prevent your dogs from eating grass unless you have treated grass or your grass has pesticides, herbicides, and chemicals on it.

### Grass has nutrients your dog may need

The grasses your dog is seeking out probably contains some nutritional value that your dog is seeking. We know that grass contains an abundant source of fiber or roughage, for instance, and we know that since grass is a living green food it contains phyto-nutrients and is high in potassium and also chlorophyll. Grasses are also a pretty good source of digestive enzymes.

So your dog could be seeking out selective grasses to make up for one of these nutritional

components that they're currently not getting in their diet.

Some dogs may also eat grass because they are under-fed, don't have access to adequate food or are just plain bored. But, in the vast majority of cases, even if your dog is well fed and well cared for, he will still selectively pick out certain grasses just for their nutritional health benefits.

And again, there's nothing wrong with letting dogs do that.

**On to a topic that is timely, and somewhat related to the above:** Because the landscaping season is quickly approaching, we'd like to remind everyone that the beautiful, dark brown mulch that you might be considering placing in your gardens this year might be made wholly or partially from the husks of cocoa beans. (If it is called "cocoa mulch" or if it has a chocolate smell, it may contain the same active ingredient in chocolate that we have mentioned above). If you have a pet, we suggest you reconsider the purchase of cocoa mulch. Some pets love the stuff!

## TICKS!

(continued from pg. 13)

dies such as applying vaseline, grease, or a hot match to the rear of the tick are not recommended. These practices cause the tick to salivate and can actually increase the chance of getting the disease.

Fortunately, prompt treatment with antibiotics is very effective in curing Lyme and other tick-borne diseases, but most people agree that protecting yourself from tick bites in the first place is the best approach.

### Chemical tick control

If a tick infestation occurs, treat the home, yard and pets at the same time. Examine dogs and cats frequently for ticks. Heavy infestations on pets should be handled by a veterinarian.

Light infestations in buildings usually can be controlled with a household residual spray. Apply the insecticides only as light, spot treatments to areas where ticks are found or suspected to be hiding. **DO NOT USE THESE CHEMICALS FOR TREAT-**

**ING PETS.** Treatment around baseboards, window and door casings, wallcracks, and in pet sleeping quarters is necessary. To control severe infestation in the home, remove the pet from the house and make repeated applications of approved insecticides at 2- to 4-week intervals. Select a spray that does not have an objectionable odor and will not stain paints, wall paper, tile or rugs.

Tick control in home lawns and other vegetated areas usually can be obtained with residual sprays or dusts. Give particular attention to spray applications around building foundations and along roadsides, animal trails and paths used by people.


Help PapHaven Rescue every time you search.

It's that easy!

(Remember: you must be logged-in to iGive before you begin your search!)



iSearchiGive™



# Foster Families *URGENTLY* Needed

Established in 2003, PHR has placed many Papillons into their forever homes. Many have been owner surrenders, shelter surrender as well as stray rescues. Our members pride themselves in finding the best possible homes for our Papillons.

**But it's impossible to do without foster homes!**

All of our rescued Paps go through a screening process, are altered, and fully vetted prior to placement. We are a national group of volunteers spanning the US who do this just because we love the breed and are trying to protect and preserve it! During their time with us in foster care, we work on crate training, socialization, basic obedience, and housetraining, so that the transition period is smoother once placed into their forever homes.

If you are interested in:

**Adopting / Fostering / Volunteering**

**Please contact PHR at (501) 865-4442**

**Email: [jorolan@catc.net](mailto:jorolan@catc.net) or [jim.andy.watson@verizon.net](mailto:jim.andy.watson@verizon.net)**

**Website: [www.paphaven.org](http://www.paphaven.org)**

*"Dogs come into our lives to teach us about love ...  
they depart to teach us about loss.  
A new dog never replaces an old dog, it merely expands the heart.  
If you have loved many dogs, your heart is very big."* Erica Jong

