



VISIT THE MALL!

CLICK HERE!

SAVE A DOG!

(iGive has over 560 stores to shop from. Enter the site as a Pap Haven supporter and PHR gets a percentage in return)

WWW.IGIVE.COM

NEWSLETTER SUBSCRIPTION


CLICK HERE!

DON'T FORGET TO MAKE YOUR DONATIONS THRU PAYPAL -

https://www.paypal.com/cgi-bin/webscr

CONTENTS

A Dog's Soul.....5
 A Note from Whitney4
 Coccidia5
 In the Bakery Window4
 Library Notes.....8
 More Mingle2
 Pap-of-the-Month1
 Well-Educated Owner.....6
 We're All Ears4



THE WAY HOME

An outreach e-communication from Papillon Haven Rescue

5726 Sagebrush Trail • Arlington TX 76017 • www.paphaven.org • Issue 20 – January 2008

FOSTER TEAM HAS NEW LEADERSHIP!

Sandee Jordan (Illinois) has accepted for the position of Foster Team Leader for Paphaven. "I am excited about the opportunity to be more involved in the daily workings of our foster system. I love being a foster mom and want to be available to you for whatever concerns or delights you may be experiencing with your fosters. I will be going over the records and trying to learn who's who and where everyone is!"



Sandee (above with Peanut & Whitney) is available via email at sandee.jordan@comcast.net or PappyCare@

yahogroups.com. Her phone number are (630) 393-1732 (H) or (630) 849-6678 (C).

"I will be looking for contacts for future foster homes. There is no one more suited to recruit than a happy foster mom or dad!! So please be thinking about who you have met that you think might be a good foster home – let's give everyone a chance to apply!! Remember always be looking for the opportunity to recruit!"

Sandee looks forward to working with each of you and developing not only a working relationship but a bond through fostering!!

HUGS & HAPPY FOSTERING!!

PAP-OF-THE-MONTH: CANDI

Candi came to PHR as an owner surrender. She stands 8" tall at the shoulder and is a bit overweight at 8.9 lbs. Candi does so love her food! This little girl is a Pap-mixed with long-haired Chihuahua, and the mixture is delightful! She has the intelligence of both breeds, and the looks of both as well.





Candi needs her own person, and will bond with that person almost exclusively; however, she is friendly toward all people, including children. Candi likes other doggies and even kitties as well, although she needs to be fed separately, as she will try to devour every morsel of food in sight, and has shown some slight food aggression tendencies.

She is something of a lap-sitter, and her favorite place is her person's lap, where she will nap contentedly for long periods of time. Candi is puppy-pad trained, but is still working on her house-training, although she learned readily how to use the doggie door, and need further time and patience. Candi does have a very high-pitched bark, and she is an excellent little watch dog. Our Candi is looking for her forever home ... Would that home be yours?

MORE OF WHAT YOU MISSED AT MINGLE!


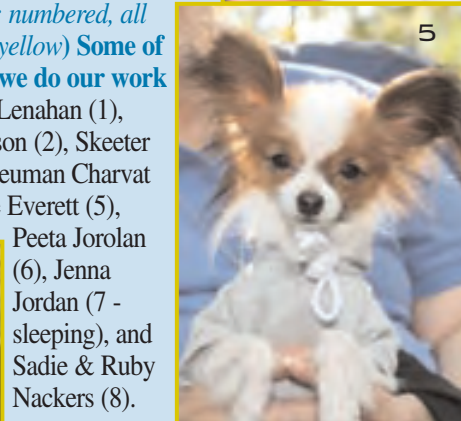





Clockwise beginning far left – PHR Director Jan Jorolan holding Nina; Nina the “Hula dancer;” Joyce Young & Stasia; our cover story as member’s found it in the vending machine; Terri Jenkins w/ Michaela.




Ruff life!

(Clockwise; numbered, all outlined in yellow) **Some of the babies we do our work for** – Noel Lenahan (1), Claire Hanson (2), Skeeter Kent (3), Neuman Charvat (4), Sparkle Everett (5), Peeta Jorolan (6), Jenna Jordan (7 - sleeping), and Sadie & Ruby Nackers (8).



Left – Janie (Bob Foulk’s friend) and Snapper

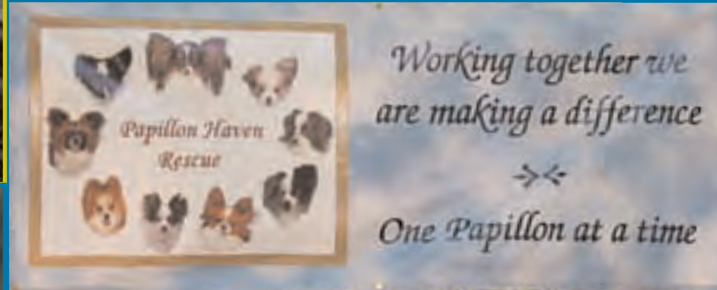


The men in PHR’s life – (left) Bob Foulk with Zipper over his shoulder; (above) Jim Watson, Bruce deGraff (w/ Lily on his lap), and Paul Fournier; (top right) Bruce deGraff; (bottom right) Paul Fournier, Al Jorolan (back to the camera-no hat), and Jim Watson (back to camera w/ hat) get things set-up for Liddy-Ann and Joan to prepare dinner.





This beautiful scenery – *three photos across the top* – was just a short walk from camp.



(Above) the banner for PHR and our motto.

(Right) Jan Jorolan, BOD Pres., with her ever-present phone!

(Below) This beautiful face is Michaela Jenkins.



(Left) Daisy Lenahan.

(Above) Crystal Lenahan hams for the camera as her Momma, Nora, tries to keep up with the conversation.

(Left) Andi Watson (left) and Guy discuss issues with Nancy Sundberg. Draped in Nancy's arms is Rocky (who found the topic totally disinteresting!)



The night-owls (far right and below) kept the party going long after the sun had set all weekend! While Paps slept in their owner's laps, we all had a great time catching up on stories, families, and the issues about our "kids." No one wanted the party to break up... we had a marvelous time!



“WE’RE ALL EARS!”

TRAVELING WITH DOGS

(Simple Solutions Series – A Dog Fancy Book)
by Kim Campbell Thornton

Now you can experience carefree travel with your pet! *Traveling with*



Dogs provides expert advice on packing for pets, finding hotels with “Dog

Welcome” mats, and generally making travel hassle free and fun anywhere you go. Learn why freezing water in a dog’s bowl can make an airline flight much more comfortable for a canine companion. Discover which cities in the world are the most dog friendly. These and many other essential travel tips can be found just inside the covers of this fun and easy-to-read guide!

The author: Kim Campbell Thornton is an award-winning author and former editor of *Dog Fancy* magazine. She has written and contributed to more than a dozen books about dogs and cats. She lives in Lake Forest, CA.

The illustrator: Buck Jones’s humorous illustrations have appeared in numerous books and magazines, including *Dog Fancy* and *Cat Fancy*. He lives in Des Moines, IA.

WHAT YOUR DOG NEEDS:

Hundreds of ideas to ensure your pet’s happiness

by Liz Palika

This convenient little package contains comprehensive advice for dog owners written by well-known pet experts. Illustrated with over 75 charts and photographs, *What Your Dog Needs* details the equipment you need, as well as advice on diet, training and grooming. Your canine friend will thrive with this handy guide.



INSIDE THE BAKERY WINDOW ...

POOCH POKER COOKIES

3 cups whole wheat flour 1 egg
1/2 cup all-purpose flour 1/2 cup sugar
1/4 cup cornmeal 1/2 cup oatmeal
1 tsp baking powder
1 bouillon cube (chicken or beef)
4 Tbsp vegetable oil
1/2 cup liver paste (paté)
1 clove garlic, minced
1 cup boiling water



Preheat oven to 325 degrees.

Dissolve the bouillon cube in the water, then stir in the rest of the ingredients – a food processor may be used. Knead dough and roll out to desired thickness. Cut cookies with spade-, heart-, club-, and diamond-shaped cookie cutters and place on cookie sheet covered with aluminum foil. Bake for 40 minutes, then turn oven off and leave cookies in oven until cool.

REX MIX

1/8 cup olive oil
1 cup cheerios
2 cups mini shredded wheat
1 clove minced garlic
1/2 cup cheese powder

Preheat oven to 325 degrees.

Slightly crumble the mini shredded wheat into a large bowl and mix with cheerios. Combine garlic and oil and drizzle over dry mixture. Stir well until coated. Sprinkle with cheese powder and stir again. Spread thinly on cookie sheet and bake for 20 minutes. Allow to cool before serving.



DON'T FORGET TO MAKE YOUR DONATIONS THRU PAYPAL —
[HTTPS://WWW.PAYPAL.COM/CGI-BIN/WEBSOCR](https://www.paypal.com/cgi-bin/webscr)

Blind dogs see with their hearts by Sherrill Wardrip

A NOTE FROM WHITNEY

I cannot see you Mommy,
when you cuddle me so near.
And yet I know you love me,
it’s in the words I hear.

I cannot see you Daddy, when you hold me by your side
But still I know you love me when you tell me so with pride.

I cannot see to run and play out in the sun so bright
For here inside my tiny head it’s always dark as night.

I cannot see the treats you give when I am extra good
But I can wag my tail in “Thanks” just like a good dog should.

“She cannot see. The dogs no good” is what some folks might say
“She can’t be trained, she’ll never learn She must be put away.”

But not you, Mom and Daddy You know that it’s alright
Because I love you just as much as any dog with sight.

You took me in, you gave me love and we will never part
Because I’m blind with just my eyes, I see you in my heart.



COCCIDIA:

A CAUSE OF DIARRHEA

WHAT IS COCCIDIA? Coccidia are small protozoans (one-celled organisms) that multiply in the intestinal tracts of dogs and cats, most commonly in puppies and kittens less than six months old, in adult animals whose immune system is suppressed, or in animals who are stressed (eg; change in ownership, other disease present).

In dogs and cats, most coccidia are of the genus called *Isospora*. *Isospora canis* and *I. ohioensis* are the species most often encountered in dogs. Regardless of which species is present, we generally refer to the disease as coccidiosis. As a puppy ages, it tends to develop a natural immunity to the effects of coccidia. As an adult, he may carry coccidia in his intestines, and shed the cyst in the feces, but experience no ill effects.

HOW IS IT TRANSMITTED?

A puppy is not born with the coccidia organisms in his intestine. However, once born, the puppy is frequently exposed to his mother's feces, and if the mother is shedding the infective cysts in her feces, then the young animals will likely ingest them and coccidia will develop in their intestines. Since puppies, usually those less than six months of age, have no immunity

to coccidia, the organisms reproduce in great numbers and parasitize the young animal's intestines. Oftentimes, this has severe effects.

From exposure to the coccidia in feces to the onset of the illness is about 13 days. Most puppies who are ill from coccidia are, therefore, two weeks of age and older. Although most infections are the result of spread from the mother, this is not always the case. Any infected puppy or kitten is contagious to other puppies or kittens. In breeding facilities, animal hospitals, shelters, etc., it is wise to isolate those infected from those that are not.

SYMPTOMS

The primary sign of coccidiosis is diarrhea. The diarrhea may be mild to severe depending on the level of infection. Blood and mucous may be present, especially in advanced cases. Severely affected animals may also vomit, become dehydrated, lose their appetite, and in some instances, die from the disease.

Most infected puppies encountered by the authors are in the four to twelve week age group. The possibility of coccidiosis should always be considered when a loose stool or diarrhea is encountered in this age group. A microscopic fecal exam by a vet will detect cysts confirming a diagnosis.

RISKS?

Although many cases are mild, it is not uncommon to see severe, bloody

diarrhea result in dehydration and even death. This is most common in animals who are ill or infected with other parasites, bacteria, or viruses. Coccidiosis is very contagious, especially among young puppies. Entire kennels may become contaminated, with puppies of many age groups simultaneously affected.

TREATMENT

It should be mentioned that stress plays a role in development of coccidiosis. It is not uncommon for seemingly healthy puppy to arrive at his new home and develop diarrhea several days later leading to a diagnosis of coccidia. If the puppy has been at the new home for less than thirteen days, then he had coccidia before he arrived. Remember, the incubation period (from exposure to illness) is about thirteen days. If the puppy has been with his new owner several weeks, then the exposure to coccidia most likely occurred after the animal arrived at the new home.

Fortunately, coccidiosis is treatable. Drugs such as trimethoprim-sulfadiazine and sulfadimethoxine have been effective in treatment and prevention of coccidia. Because these drugs do not kill the organisms, but rather inhibit their reproduction capabilities, elimination of coccidia from the intestine is not rapid. By stopping the ability of the protozoa to reproduce, time is allowed for the puppy's own immunity to develop and remove the organisms.

PREVENTED &/OR CONTROLLED

Because coccidia is spread by the feces of carrier animals, it's very important to practice strict sanitation. All feces should be removed. Housing needs to be such that food and water cannot become contaminated. Clean water should be provided at all times. Most disinfectants do not work well against coccidia; steam cleaning, immersion in boiling water, incineration of the feces, or a 10 percent ammonia solution are the best methods to kill coccidia. Coccidia can withstand freezing.

Roaches and flies can mechanically carry coccidia from one place to another. Mice and other animals can ingest the coccidia and when killed and eaten by a dog, for instance, can infect the dog. Therefore, insect and rodent control is very important in preventing coccidiosis.

The coccidia species of dogs and cats do not infect humans.

A DOGS SOUL

by Author Unknown



Every dog must have a soul
Somewhere deep inside
Where all his hurts and grievances
Are buried with his pride.

Where he decides the good and bad,
The wrong way from the right,
And where his judgement carefully
Is hidden from our sight.

A dog must have a secret place
Where every thought abides,
A sort of close acquaintance that
He trusts in and confides.

And when accused unjustly for
Himself, He cannot speak,
Rebuked, He finds within his soul
The comfort he must seek.

He'll love, tho' he is unloved,
And he'll serve tho' badly used,
And one kind word will wipe away
The times when he's abused.

Altho' his heart may break in two
His love will still be whole,
Because God gave to every dog
An understanding soul!

BE AN 'EDUCATED-OWNER'

BLADDER STONES (URINARY CALCULI)

Although we often call the condition 'bladder stones,' its real name is urolithiasis and it refers to finding stones (or calculi) anywhere in the entire urinary tract. The urinary calculi can be found in the kidneys, ureters (tiny tubes that carry urine from the kidneys to the bladder), bladder, or urethra (the tube from the bladder to the outside of the animal). However, in the dog, they are found within the bladder itself over 85 percent of the time.

SIGNS & DIAGNOSIS OF BLADDER STONES

Dogs with bladder stones may have blood in their urine and may urinate frequently, passing only small quantities each time. Often, they will strain while urinating, holding their body in the same posture for much longer than normal. However, much to the constant surprise of vets and owners (once they've seen x-rays), many of the affected animals show no signs at all. In many vet's offices, bladder stones are usually diagnosed during a routine office call when the animal is brought in for yearly vaccinations or a heartworm test. There are no complaints about urinary problems. Rather, while palpating the abdomen during the physical exam, we detect the stones.

In less obvious cases, the diagnosis is made or confirmed with abdominal x-rays. Most stones are radiopaque, meaning they show up on the xray film as obvious white circles or shapes just as bones do. A few are radiolucent, where the x-ray beams pass right through without being affected, and therefore, they do not show up on the finished film. To confirm the presence of urinary calculi, we put a dye (similar to barium) in the bladder and it outlines the stones in the x-ray. With this method, we see a white area (the dye) with a black hole in the center (the stone).

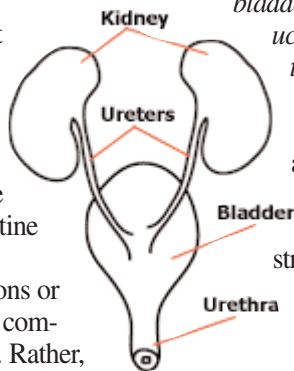
Many dogs with bladder stones show no outward signs of any kind – no pain, no blood, no straining. We honestly do not understand this because in many of these

animals, stones are occupying over 80 percent of the internal space of the bladder!

However, do not get the idea this condition cannot be life threatening. If a stone is caught in ureters or urethra, it can easily obstruct urine flow completely, which leads to a painful death. In these situations, only emergency surgery can save the animal.

TYPES OF BLADDER STONES

There are several different types of bladder stones, depending on their chemical make-up. Here, we will deal with the more common struvite (*Struvite: A chemical compound, magnesium ammonium phosphate (MAP), which is made by the body and can form crystals and stones in the urinary bladder.*) stones. Others are made of calcium oxalate, calcium apatite, cystine, or ammonium urate. (*Urate: A chemical compound which contains uric acid and is made by the body, and can form crystals and stones in the urinary bladder. Uric acid is a waste product from the breakdown of certain proteins.*) Each form has its own peculiarities as to which breed is most often affected and what factors affect the formation. However, by understanding the struvite ones, we will learn a lot about urolithiasis in general.



HOW BLADDER STONES ARE FORMED

All bladder stones are formed by minerals, which first precipitate out in the urine as individual microscopic crystals. Over time, these crystals unite and small grains of sand are formed. Once these first grains are present, additional precipitation forms on their surface and the tiny specks are gradually built into stones that can reach 3" to 4" in diameter. As a simple example, this is the same process that occurs when you put sugar into a hot cup of coffee. At first it all dissolves, but as the liquid cools, its carrying capacity decreases and the sugar returns to its granular form. There is no such temperature change in the bladder, but the dissolved minerals still precipitate out in the form of microscopic crystals. If this happened only rarely, no harm would be done as they would be

flushed out of the body with the urine. In certain animals, however, large quantities of minerals are rapidly formed and clinical urolithiasis develops.

WHAT CAUSES BLADDER STONES?

The process is really quite simple, but what causes it to occur only in certain dogs, cats, or humans? As we understand it today, the factors that bring it about are genetic predisposition, bacterial infections, diet, and urine pH. Any one of these could be solely responsible, but it is usually a combination of any or all of them.

Genetics: Whenever we describe any medical condition, it seems we always have to mention genetics. We sometimes worry that our readers think we are trying to place blame for all of these conditions on the shoulders of either the breeders or the dog owners. But stop and think about it for a second. Every day on television or radio, we are told of how a researcher just isolated the gene that causes Parkinson's Disease, Cystic Fibrosis, colon cancer, etc. Genetics has the same effect in veterinary medicine. Our problem is that in animal research, we are years behind in this area. We are left with trying to determine which animals show and/or carry the defective gene in question and then eliminating them from the breeding population. If diet were the sole answer, would not all dogs fed the wrong diet develop stones? The genetically controlled physiology of some animals causes them to produce within their bodies the higher levels of the substances that are precursors of the crystals. They are then excreted or formed in the urine. We have no way of testing to predetermine in which individual dog or line of dogs it will occur, but from experience, we can tell you that the incidence is much higher in the Pug, Pekingese, Dachshund, Bulldog, Welsh Corgi, Miniature Schnauzer, Dalmatian, Beagle, Basset Hound, and Cocker Spaniel breeds.

Bacterial Infections: Infections of the bladder (referred to as cystitis) play a large role in struvite stone information for two reasons:

- 1 they tend to make the urine more alkaline (with pH higher than 7.0) and
- 2 by-products of metabolism actually initiate chemical reactions that cause the MAP crystals to form.

(CONTINUED ON PG. 7)

Most bacterial infections of the bladder tend to raise the pH of the urine. This is important in this specific condition as struvite crystals are more apt to remain in solution if the liquid is acidic (with a pH lower than 7.0). That is, they would continue to be dissolved in the liquid and no crystals would form.

Additionally, many of the bacteria that cause a cystitis also produce an enzyme (a compound that causes chemical reactions to occur) called urease.

If the crystals are formed rapidly and in large quantities, they will unite together to form stones. However, if only small amounts are formed over a longer period of time, they should simply be flushed out in urine without producing any problems.

Diet: Diet also plays a role in struvite formation. The urea is formed when protein within the bladder is broken down by bacteria. The body's breakdown of large dietary proteins into smaller molecules produces urea. Excessively high levels of proteins simply provide the system with more urea to work with in the formation of ammonium and carbon dioxide. In truth, this may be the only factor in animals fed all-meat diets. Commercially prepared dog foods, even the highest protein varieties, would not be a factor in most animals.

TREATMENT

Treatment of urolithiasis allow choices for owners and vets – that is, either to treat medically or surgically. In most cases, we prefer to handle these with a combination approach. In situations where a stone has lodged in the ureters or urethra, surgery is mandatory. **We are dealing with a life or death matter that must be resolved immediately. Urinary obstructions lead to kidney shut down and death.** However, in typical cases where the stones are found only in the bladder, choices can be made.

Surgery: The removal of stones in the bladder is called a cystotomy, meaning an opening of the bladder. This is usually a very easy procedure. Most vets would agree that it requires less skill than a spay. We usually flush the bladder and urethra with sterile saline solution to wash out any small or microscopic particles. The patient is placed on antibiotics and sent home the following day. The stones are sent to a laboratory for analysis to determine their chemical make-up and the remainder of therapy will vary depending on the results.

If there are stones caught in the urethra, which is especially common in male dogs, we try to back-flush them into the bladder before it is opened. Some work is being done using ultrasonic waves to destroy stones in these situations, but it is not readily available for all practices.

Medical Therapy: Medical therapy can be used by itself or in conjunction with the surgery. After the diagnosis and x-rays, pretreatment lab work entails culturing the urine for bacteria and a urinalysis to determine what type of crystals are present along with pH of the urine. Armed with this knowledge, we follow the obvious path. If there is a cystitis present, a culture and sensitivity is done to determine the appropriate antibacterial medications to use and then treatment is initiated. After we determine what crystals are present in the urine, we know what type of stone is probably present and we try to modify the dog's metabolism and urine to prevent further formation. This entails altering the urine pH, increasing water consumption, inhibiting the activity of urease, and use of special foods.

Urinary Acidifiers: As we said, struvite stones form in alkaline urine. In these cases, we would use medications that acidify the urine hoping they will keep the MAP crystals dissolved and prevent them from precipitating out in urine.

Some of the other less common types of stones form in an acidic urine, so with these, we may want to make urine more alkaline. To counter the activity of urease that is produced by the bacteria, we may use a compound called acetohydroxamic acid. It prevents urease from breaking the urea down into ammonium and carbon dioxide molecules and this can, in some cases, greatly reduce struvite formation. **Remember:** Do NOT give urinary acidifiers when you are using one of the specialty diets that also acidify urine.

NOTE: Do NOT use a urinary acidifier and s/d, c/d, or a similar diet at the same time.

Diet Alteration: Diet alternation may be as helpful as anything in the medical treatment of struvite urolithiasis. The S/D Diet can actually cause the stones – even large ones – to dissolve completely. Other companies have also developed special diets available through your veterinarian. These diets take time, often 60 to 180 days, to work. The principle by which S/D works is that it contains lower than normal

levels of large proteins, magnesium, and phosphorous. Less protein means less urea, and therefore, less ammonium and carbon dioxide formed by the action of urease. Remember struvite is made up of magnesium and phosphate ions, so lower levels of these materials decrease the quantity of crystals that can potentially be formed. Feeding S/D helps the urine become more acidic. Last but not least, some companies have slightly increased the sodium chloride (normal table salt) to increase water consumption by the animal, thereby increasing a flushing action through the bladder and better keeping the crystals in solution.

However, S/D cannot be used indefinitely as a preventive because it is not considered a complete diet. Also, it is **not recommended for use in patients suffering from heart failure or kidney disease** because of its salt and protein levels. After the initial 60 to 150 day period, when medical therapy is actively attempting to dissolve the stones or sand that is present in the bladder, the animal is removed from S/D and placed on a normal but low protein diet.

Long term therapy, which might continue over a period of years, would include urinary acidifiers.

Typically try to use the best of both worlds, combining surgery with the above medical protocol. During the surgery, it is easy to remove all the stones and materials that can be detected with the naked eye. Smaller particles may still unknowingly be left behind and serve as a nidus onto which crystals can precipitate in the formation of new stones. Therefore, wherever possible, we choose to follow surgery with some or all of the above medical treatments. The medical therapy helps to dissolve any materials left behind and alter the animal's physiology to prevent more from being formed. This has significantly reduced the percentage of recurrence in our clinic.

Editor's Note: While I am providing this information for the benefit of our "kids," PLEASE don't try to diagnosis your pet! I beg you! Leave that to the professionals!

We all need to know the signs to look for to help provide the necessary details to our vets. This makes it so much easier on your dog! The more information you can give your vet – since you know your pet best – the better it is for everyone.



CURRENT LIBRARY LIST AVAILABLE TO BORROW

If you are interested in borrowing any of these books from the PHR Library, please contact Vesta-Ann at vesta@snet.net

BEST PET NAME BOOK EVER

by Wayne Bryant Eldridge

Find more than 3,000 ideas for naming dogs, cats, gold and pets of every imaginable kind. The pet names in this edition have been updated to include suggestions from recent movies and TV shows as well as sports celebrities and other public figures.



FIGHT!

by Jean Donaldson

Another book by the author of the Culture Clash. A practical guide to using behavior modification to curb dog on dog aggression. For the bully dog and the picked-on pooch. Jean explains in easy to understand language what to do and how to handle a dog that responds aggressively to other dogs. If you are a professional trainer this book is a must. Dog owners struggling with a dog that barks or lunges at other dogs: this book will help you both.



CULTURE CLASH: A Revolutionary New Way to Understanding the Relationship Between Humans and Domestic Dogs

by Jean Donaldson

Donaldson sees dogs as a culture onto their own – with a simple but loveable ‘can I eat it, chew it, urinate on it, what’s in it for me’ philosophy. This one is a little different from the usual “pack” theory.



HELP FOR YOUR FEARFUL DOG: A Step-by-Step Guide to Helping Your Dog Conquer His Fears

by Nicole Wilde



From popular author and trainer Nicole Wilde! This comprehensive guide to the treatment of canine anxiety, phobias, and fears is filled with information that is invaluable for trainers. Topics include causes and prevention, establishing a Firm Foundation program, body language, four essential skills to teach fearful

dogs, desensitization and counter-conditioning basics, behavior modification protocols to address 15 specific fears including those of people, other dogs, sounds, touch, nail-clipping, and being left alone, and quick tips and tricks. Chapters on nine complementary therapies (including pharmacological intervention), products, and their specific applications to fear issues. Chock full of photographs and illustrations and written in a down-to-earth, humorous style.

THE DOCTORS BOOK OF HOME REMEDIES FOR DOGS AND CATS: Over 1,000 Solutions to Your Pet's Problems-From Top Vets, Trainers, Breeders and Other Animal Experts

by Prevention Magazine Health Books, Matthew Hoffman


In this practical guide, the top veterinarians and animal experts in the country offer more than 1,000 effective tips for treating common pet problems, such as: allergies, bad breath, ear mites, fleas, itchy skin, paw problems, teething pain, weepy eyes, and wounds. This book also provides solutions to some of the toughest behavior problems.



HELP FOR YOUR SHY DOG:

Turning Your Terrified Dog into a Terrific Pet
by Deborah Wood

This book is a breath of fresh air for anyone who has lived with a shy dog and been subjected to lots of questionable advice on how to “cure” their pet of its hangups. [Wood] makes some great points about handlers who are unknowingly “enablers” to their shy dogs and encourages reading canine body language, understanding pack structure and the benefits of basic training as ways to help your dog overcome its fears.



DOGS ARE FROM NEPTUNE

by Jean Donaldson



Candid answers to urgent questions about aggression and other aspects of dog behavior, from the author of best seller, Culture Clash. Includes case histories and guidelines for dealing with: aggression toward strangers; resource guarding; dog-dog aggression; behavior problems such as counter surfing, barking, mouthiness during play, mounting, stool eating; obedience problems such as off leash control, stay breaking, recall off distractions, pulling; and fear and anxiety problems. Uses positive reinforcement methods: clickers, food treats, praise, and recommends Gentle Leader in certain cases.

Whole Dog Journal said: “Written with the engaging, humorous language that is Donaldson’s trademark, and contains a wealth of information based on positive training methods.”

HOW TO BE YOUR DOG'S BEST FRIEND EVERYDAY

by the Editors pf Pets: Part of the Family

No photo available

I AM PUPPY, HEAR ME YAP: The Ages of Dog

by Valerie Shaff and Roy Blount Jr.



This small book is a charming collection of original and often hilarious insights into what puppies and young dogs really think. Valerie Shaff's photography showcases our four-legged friends in many of their finest moments. The poetry of Roy Blount Jr. is the perfect companion to such delightful photos.

THE LITTLE DOGS' ACTIVITY BOOK:

Fun and Frolic for a Fit Four-legged Friend

by Deborah Wood

The Little Dogs' Activity Book provides dozens of ideas on how to get active with small dogs (defined as those weighing less than 20 pounds) both inside and outside the home, to alleviate boredom, and keep your pet fit and cheerful. This book also offers tips for dogs and people who have limited mobility, or age-related challenges.



THE LITTLE DOGS' BEAUTY BOOK

by Deborah Wood

High on the list of doggie indulgences are fancy collars, fabulous footwear, and canine couture. Learn how to create doggie duds for less, how to make the holidays special for a pooch, and even how to keep the house looking fashionable when dealing with doggie drool and shedding.



MINE! A Practical Guide to Resource Guarding in Dogs


by Jean Donaldson

This book is a practical how-to guide about resource guarding in dogs and about Aggression basics, kinds of resource guarding: (food, object, location, owner,) working with resource guarders, treatment for and prevention of resource guarding.



MOODLES: a novel

by Beverly Berman



Eve is not looking for romance when she meets breathtakingly handsome, fabulously wealthy Jason Tucker at her grandson's college graduation. An attractive sixty-year-old widow, Eve had been perfectly content with her life, which centered on the breeding and showing of her beloved Papillon dogs. But now this irresistibly charming man is pursuing Eve with an ardor that takes her breath away. It is no wonder that she marries Jason after a whirlwind courtship. Yet as magical as their life seems to be, there are still deeper mysteries to explore. Eve will

soon learn that her husband is not just too good to be true-he is too good to be human. Moodles is an exuberant, thoroughly original novel that proves that you are never too old for romance, as long as you are ready to embrace whatever life offers

NO BAD DOGS: The Woodhouse Way

by Barbara Woodhouse



According to the late Barbara Woodhouse, there are no difficult dogs, only inexperienced owners. In *No Bad Dogs* she propounds her outspoken beliefs about dog behavior; having trained more than 17,000 dogs and their owners, Woodhouse isn't shy about condemning bad owners, firmly believing that dogs reflect their masters, habits and all.

ON TALKING TERMS WITH DOGS:

Calming Signals

by Turid Rugaas

Norwegian dog trainer Turid Rugaas is a noted expert on canine body language, notably "calming signals" which are signals dogs give other dogs and humans that denote stress. These are dogs' attempt to defuse situations that otherwise might result in fights or aggression. Companion DVD, 'Calming Signals: What Your Dog Tells You,' DTB788, is also available. The DVD shows footage of many calming signals, how dogs use them, and how you can use them to calm your dog.



PETSPEAK: You're Closer Than You Think to a Great Relationship With Your Dog or Cat

by Jean Donaldson



A collection of practical advice from over one hundred animal experts, including trainers and psychologists, discusses communicating with pets with body language and tone of voice, offers insights into the inner lives of animals, and more. Reprint. 10,000 first printing.

SMALL DOGS, BIG HEARTS:

A Guide to Caring for Your Little Dog

by Darlene Arden

This book is an updated and expanded edition of the classic *The Irrepressible Toy Dog*. It features the latest, and fastest training methods for little dogs with lots of pictures.



THREE DOG BAKERY COOKBOOK: Over 50 Recipes for All-Natural Treats for Your Dog




by Dan Dye

This is a great find for dog owners who want to know they are giving their babies fresh, wholesome food, that tastes good, especially in light of all the recent food scares.

TRAVELING WITH DOGS

(Simple Solutions)

by Kim Campbell Thornton This little guide provides readers with expert advice on finding dog-friendly hotels, pacing for trips and make travel hassle-free and fun anywhere they go.



THE ULTIMATE DOG TREAT COOKBOOK:



Homemade Goodies for Man's Best Friend by Liz Palika

With 50 canine-tested, veterinarian-approved recipes, this Cookbook has something for every canine taste. Recipes include Peanut Butter–Honey Nut Cheerios Balls, Taco Treats, Birthday Blueberry Pupcakes, Halloween Treats, Frozen Magic Meatballs,

and more. There are even delicious doggy delicacies for pets with special needs.

WHAT YOUR DOG NEEDS

by Liz Palika;

Foreword by Bruce Fogle, DVM

This convenient little book contains comprehensive advice for dog owners written by well-known pet experts. It is illustrated with over 75 photographs and charts.



DVD'S

PAPILLION, AN ANIMAL PLANET VIDEO

This short 22 minute DVD is just a cute intro into the history and personality of the Papillion breed.

CD'S

HOW TO KEEP YOUR PET HEALTHY,

sponsored by Hills Nutrition

Advice in CD rom form from Dr. Marty Becker, resident vet on *Good Morning America*.

TRAINING YOUR ADOPTED DOG,

sponsored by *Animal Planet*

Deals with health, food, house training, crate training, chewing, jumping and some obedience.